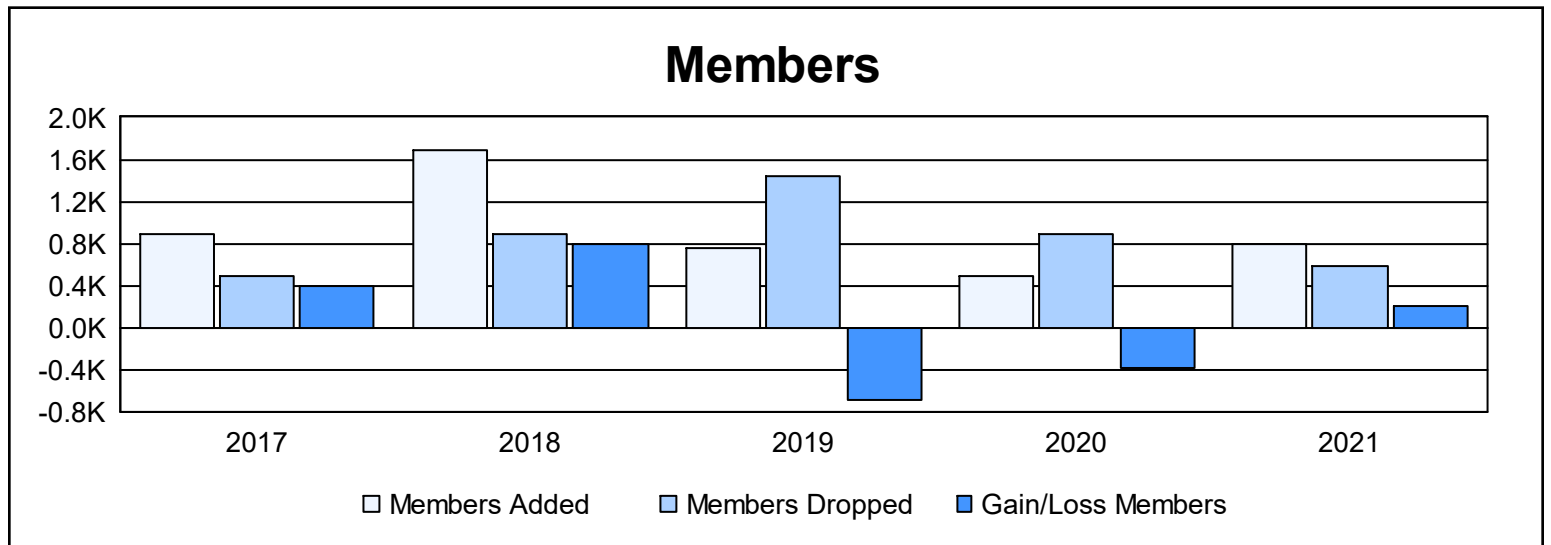
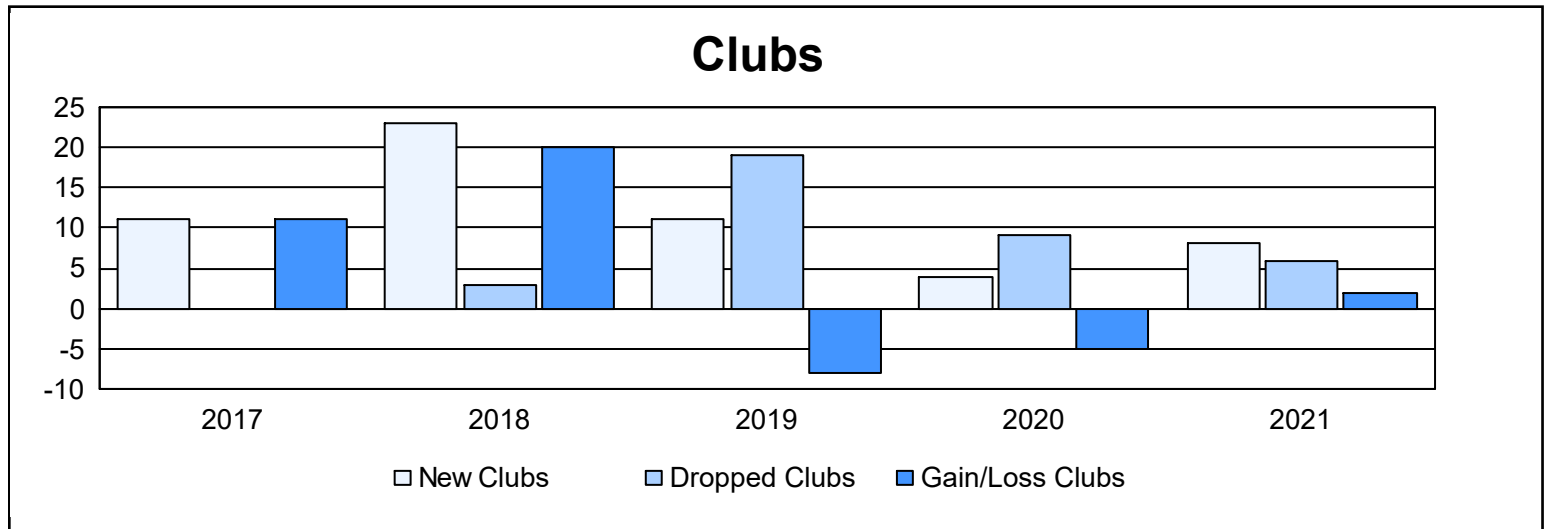
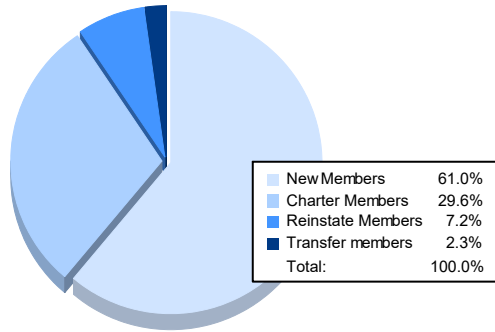


Year	New Clubs	Dropped Clubs	Gain/ Loss Clubs	New Members	Charter Members	Reinstate Members	Transfer Members	Total Member Added	Total Members Dropped	Gain/ Loss Members
2016-2017	11	0	11	604	260	20	1	885	488	397
2017-2018	23	3	20	1,103	522	42	20	1,687	885	802
2018-2019	11	19	-8	373	268	95	19	755	1,437	-682
2019-2020	4	9	-5	300	116	65	14	495	882	-387
2020-2021	8	6	2	486	236	57	18	797	593	204
<b>Average</b>	<b>11</b>	<b>7</b>	<b>4</b>	<b>573</b>	<b>280</b>	<b>56</b>	<b>14</b>	<b>924</b>	<b>857</b>	<b>67</b>



### Membership Composition June 2021 Cumulative



### Gender Composition June 2021 Cumulative

